

# Vozle Sadu – Russia

Short-hand notes by Rosemarie Keough    rosemarie@keough-art.com  
 Refer to videos and other fulsome dance notes for complete understanding

Vozle Sadu                      Russia


Circle hands V  
 Music 4/4 6second introduction  
 Start Right Foot. Dance moves Right

**A. In + Out**

RLR hold    LRL hold    RLR hold    LRL hold  
 arms V forward to W    arms slowly W to V

RLR hold    LRL hold    RLR hold    LRL hold  
 arms slowly V to high A

CCW to left  
 180° turn in place  
 Holding hands, ending  
 facing out with  
 crossed arms



**B. More Turns, Reverse**  
 Clockwise to Right


LRL → 180° in place  
 raise arms to high A

RRL → Keep going R  
 crossing arms again. Face out

RLR hold    LRL hold    RLR hold    LRL hold  
 walking forward out of circle  
 releasing hands + opening arms wide

lead with left arm  
 turning CCW +  
 rejoin hands V in  
 circle

or

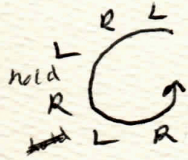


**C Travel to Right, Face Right**  
 2 phrases travel, then turn  
 hands V

RLR hold    LRL hold    RLR hold    LRL hold

RLR pivot on last 2 steps to  
 face left, continue dancing  
backward to the right

LRL hold    RLR hold    point L



large circle  
 turn, arms  
 wide, CCW to L  
 Lead with Left arm

rejoin circle  
 arms V face centre

**Repeat ABC**

Vozle Sadu  
 "Along the Garden"

Choreography Hennie Konings

Note Part A

4	↑↑↓↓
3	↑↑↑
2	↻↻
1	.

